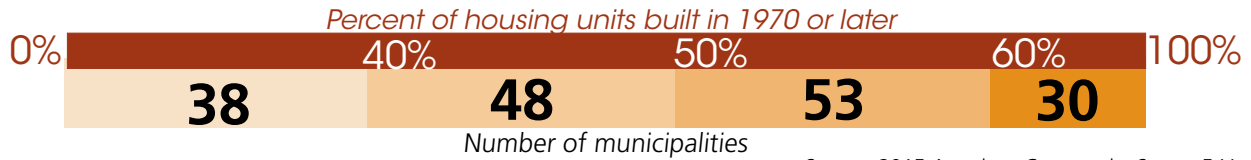


## Age of Housing

131 of CT's 169 cities and towns have 40% or more of their housing stock built from 1970 on, designed to meet the needs of the state's baby boomers and their then-growing families.

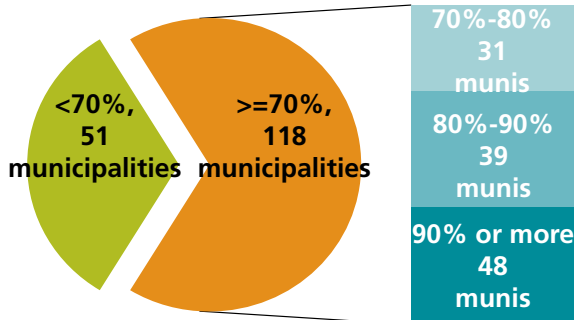


Source: 2015 American Community Survey 5-Year Dataset

## Single-Family Homes

Detached single-family homes dominate the housing stock in the state's municipalities: 118 cities and towns have a housing stock at least 70% comprised of detached single-family homes.

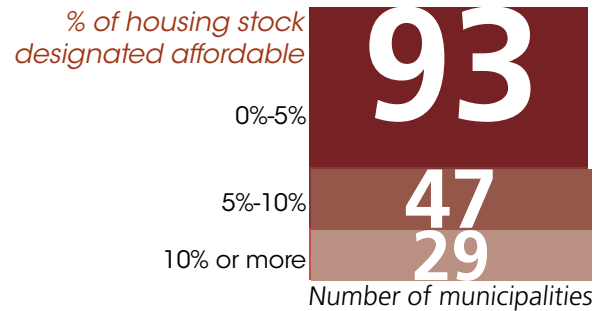
Percentage of housing stock comprised of detached single-family homes



Source: 2015 American Community Survey 5-Year Dataset

## Affordable Units

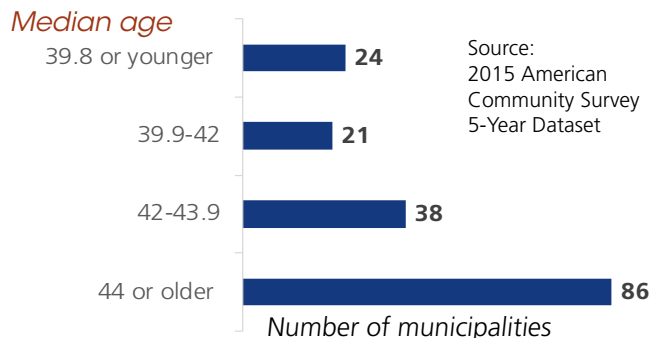
Just 29 of the state's municipalities have 10% or more of their housing stock designated as affordable under the Affordable Housing Appeals List.



Source: 2018 Affordable Housing Appeals List

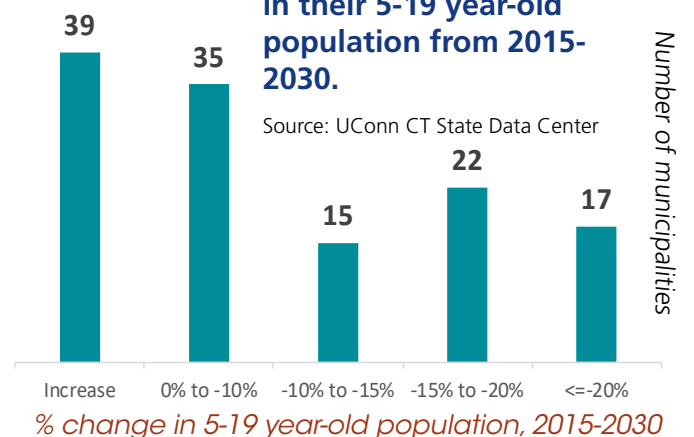
## An Aging Population, Fewer Children

Median age in 145 CT towns exceeds the state's median of 39.8 years old. CT's urban areas tend to have a lower median age.



Source: 2015 American Community Survey 5-Year Dataset

Most CT municipalities are projected to see declines in their 5-19 year-old population from 2015-2030.



Source: UConn CT State Data Center