

CECHI: CONNECTICUT ESTIMATING COSTS OF CHILD HOMELESSNESS INITIATIVE

Presentation to Partnership for Strong
Communities Policy iForum

April 26, 2016

1

UConn



AUTHOR AND CONTRIBUTORS

University of Connecticut:

Kathryn E. Parr Ph.D.

- School of Social Work

Anne F. Farrell Ph.D.

- UConn Center for Applied Research
- Chapin Hall at the University of Chicago

Preston A. Britner Ph.D.

- UConn Center for Applied Research
- Department of Human Development and Family Studies

UConn

ChapinHall
at the University of Chicago



Urban Institute:

Josh Leopold, Brent Howell

Research Assistance:


Jennifer A. Dealey, Alexander Reid, Tanya Wang, Jayaram Tadimeti, Brian Roccapiore, Jeanne Miner

UConn



FAMILIES AT RISK

○ Fragile Families face:



- poverty
- unaffordable housing
- trauma exposure
- disrupted education
- fractured social supports

→ For vulnerable families even a minor event can trigger an episode of homelessness.

→ Homeless families touch multiple systems

COST OF HOUSING

- \$1267 average monthly rent of a 2 Bedroom Apartment in CT*
 - High Stamford- Norwalk \$1943
 - Low Windham \$953
- \$24.54 hourly wage needed for 30% rent burden



* HUD Fair Market Rent, 50% 2015

CECHI: BACKGROUND AND METHOD

- First two phases of exploring cost of homelessness
- CT Specific Estimate of Shelter Costs
 - Survey 18 CT homeless shelters that serve families + 3 Shelter Site Visits
 - Detailed costs / Number served
 - Services offered
 - Challenges and Resources in serving homeless families
- Social and government costs associated with family homelessness
 - Based on PA Study by People's Emergency Center¹
 - Costs include the incremental increase in service use by homeless families over housed families based on a literature review

¹Perlman & Willard, 2012

HOW MANY ARE HOMELESS?

PIT

- Sheltered 807 children & youth
- Unsheltered 20 children

HMIS

- Sheltered Only 2031 children & youth

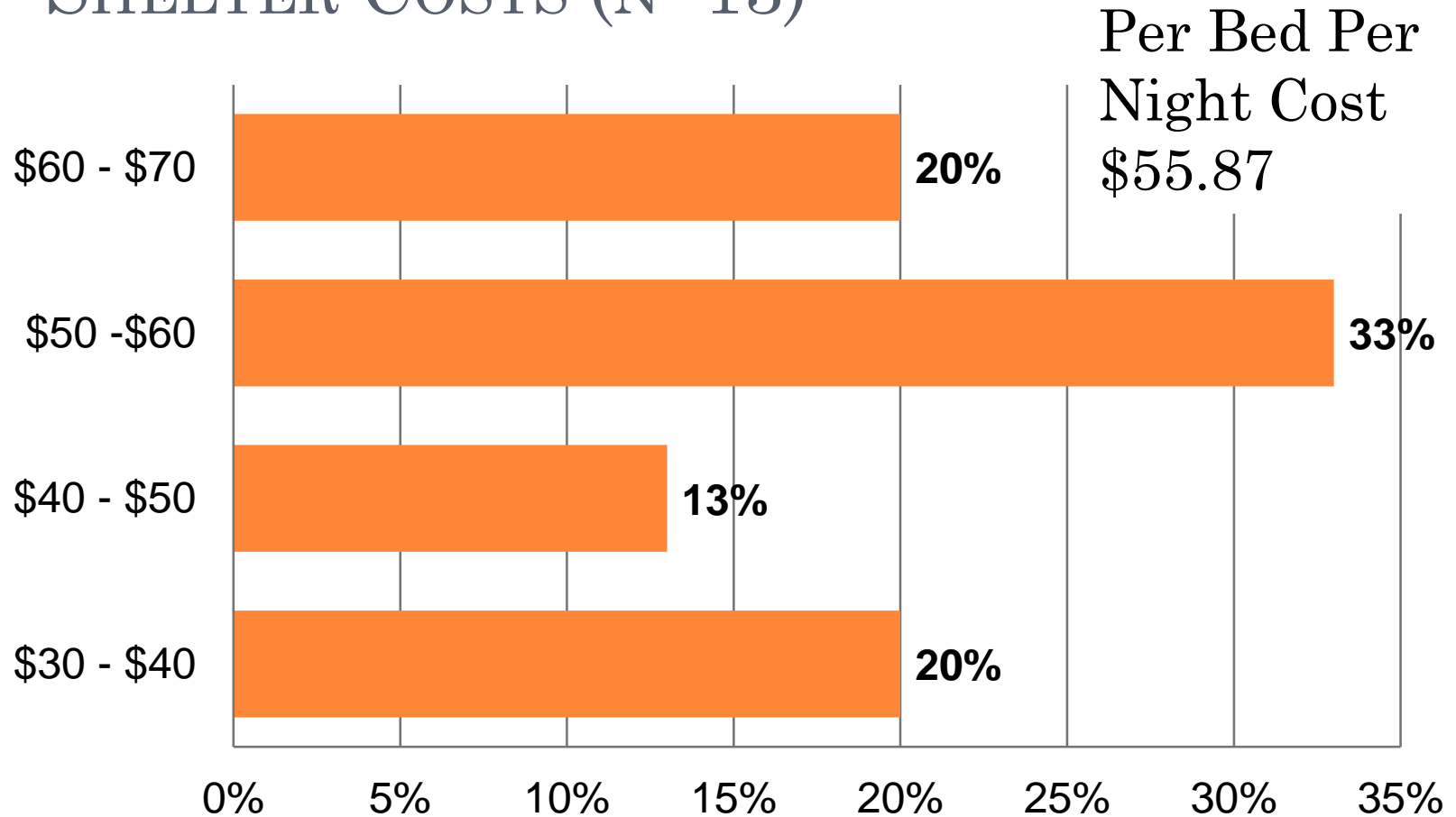
School

- Sheltered 788 school- age children
- Unsheltered 27 school- age children
- Doubled-Up 1787 school- age children
- Motel Stay 362 school- age children

CECHI SHELTER SURVEY RESULTS



FREQUENCY OF CT PER BED PER NIGHT SHELTER COSTS (N=13)



RESOURCES & GAPS THEMES

- Inadequate funding for targeted services to stabilize homeless families
- Lack of personal and community support for families
- Lack of affordable housing in CT
- Too few employment opportunities for parents
- Lack of child care and transportation to support parent employment
- Lack of opportunities for parent training and education

CECHI MODEL GOVERNMENT & SOCIAL COSTS



PHYSICAL HEALTH

- Homeless families use the ED more frequently and mothers have increased Inpatient usage¹
- Higher rates of chronic conditions among children and adults^{2, 3}

BEHAVIORAL HEALTH

- Mothers & Children have high rates of trauma exposure
 - 83% of homeless children have been exposed to at least 1 serious violent event by age 12⁴
 - 92% of mothers have experienced sexual or physical abuse⁴

¹Hwang & Henderson, 2010 ²Weinreb, 1998 ³Edidin et al, 2011

⁴ Bassuk 1996

CHILD WELFARE INVOLVEMENT

- 15% or more of children will be placed in foster care within 3 years of their shelter stay¹
- 44% mothers homeless today lived outside homes at some point during their childhood – 20% were placed in foster care²

EDUCATION

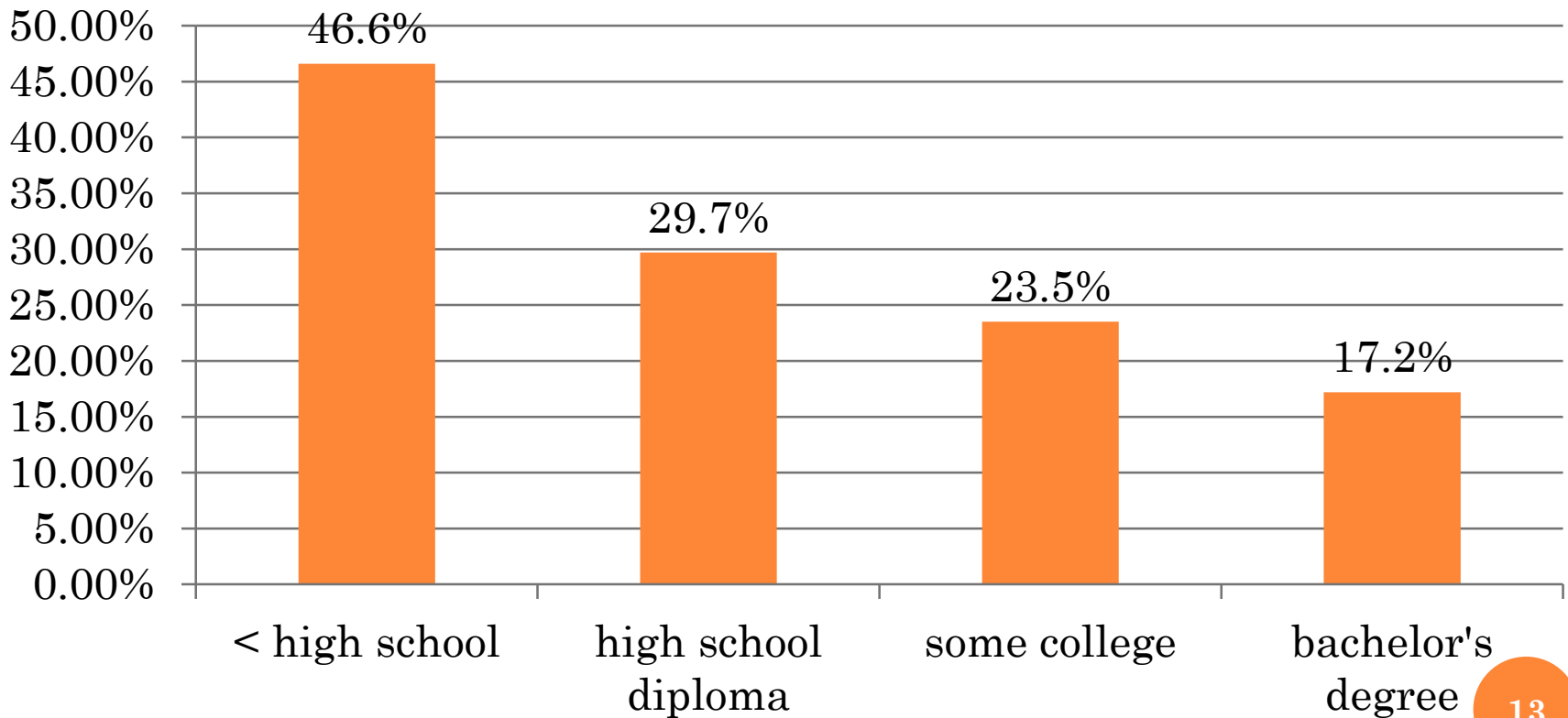
- Homeless children have lower proficiency scores, more absences and are more likely to fall behind their peers and drop out of high school^{3,4}
 - Increased use of early intervention and special education services⁵
 - Increased use of including transportation and mandated homeless services³

¹Park et al., 2004 ²Bassuk et al., 1997 ³Koch 2014 ⁴Aratani & Cooper 2015 ⁵Garcia Coll et al., 1998

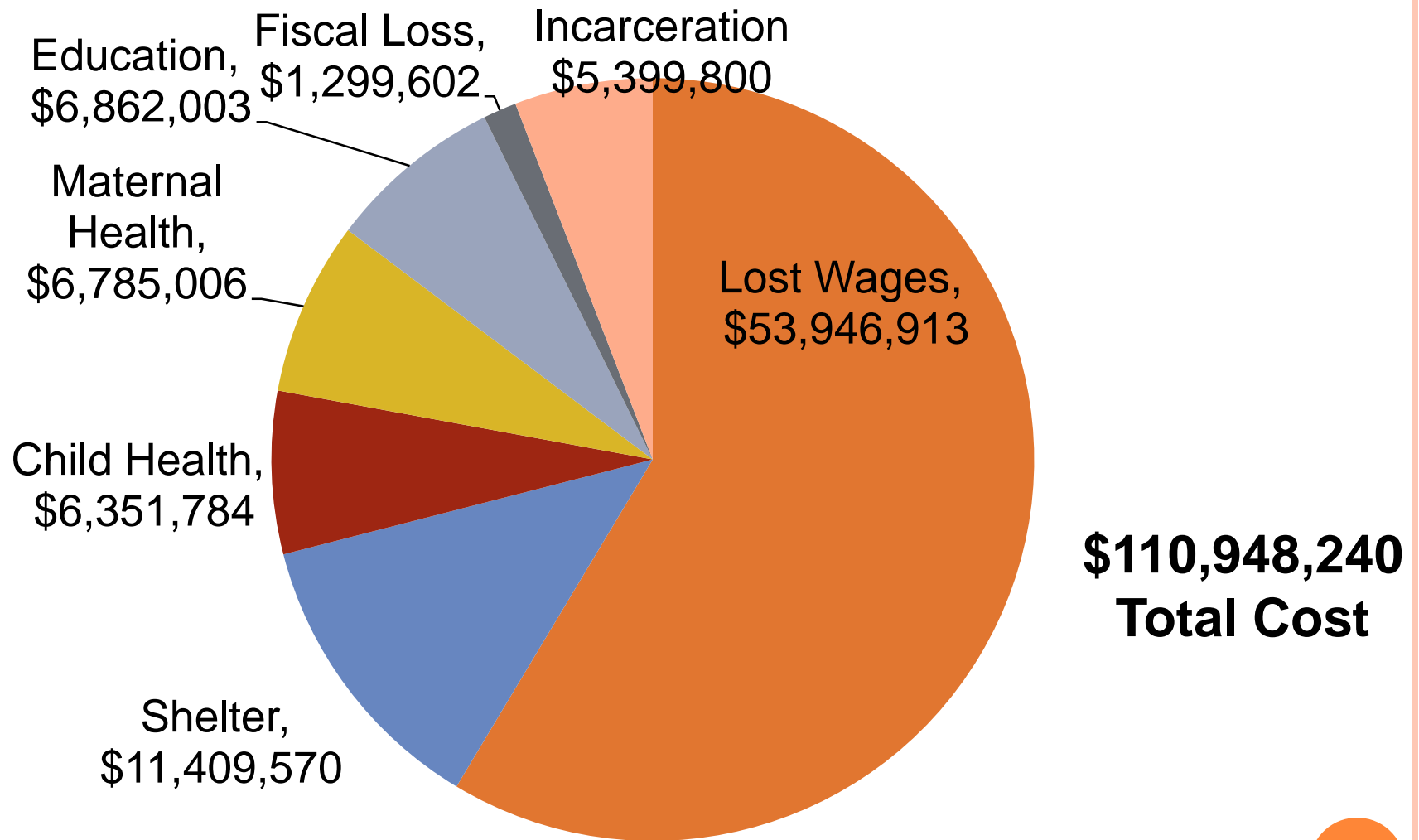
LIFE TIME COSTS OF PRODUCTIVITY FROM DROPPING OUT



Not in Labor Force or Unemployed



TOTAL CT COSTS OF FAMILY HOMELESSNESS



THIS STUDY COMPARED TO OTHERS:

CT Average Cost Per Person
\$33,360 or \$122,460 per family

Episode + Lifetime Education Costs (per child)
Perlman & Willard: \$40,235
Koch: \$20,015



Homeless Episode Only (per family)
Spellman et al.: \$22,882
Culhane & Byrne: 42,923

Housing

Shelter

\$15,198
Annual Rent 2
Bedroom
Apartment

\$122,460 per
family

\$33,360 per
person

NEXT STEPS

Partnerships to Demonstrate the Effectiveness of Supportive Housing for Families in the Child Welfare System

- Project targets families who are DCF involved who have significant challenges
 - Housing
 - Parent functioning
 - Child functioning

- Eligible families are randomized and assigned to one of three groups:
 1. Supportive Housing for Families (SHF)
 2. Intensive Supportive Housing for Families (ISHF)
 3. Services or business as usual with DCF

Cost - Benefit Analysis will include program / shelter, health, education, public benefits, earnings, criminal justice costs and savings

[U.S. Department of Health and Human Services, Administration for Children and Families, HHS-2012-ACF-ACYF-CA-0538.]

Contact:

Kathryn Parr

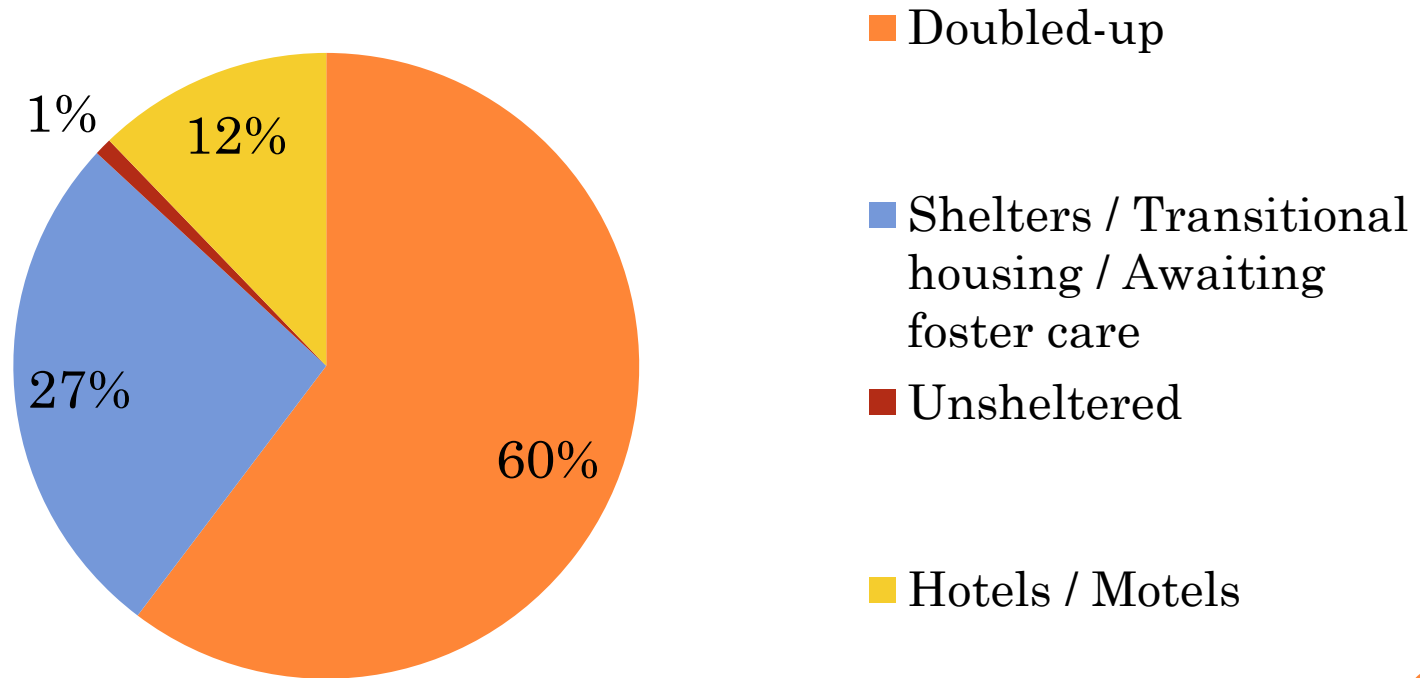
University of Connecticut School
of Social Work

Kathryn.parr@uconn.edu

SUPPLEMENTAL SLIDES

ALT TO PREVIOUS SLIDE: CHILD HOMELESSNESS ESTIMATED BY MCKINNEY-VENTO SCHOOLS PROGRAM BY TYPE SFY 13-14

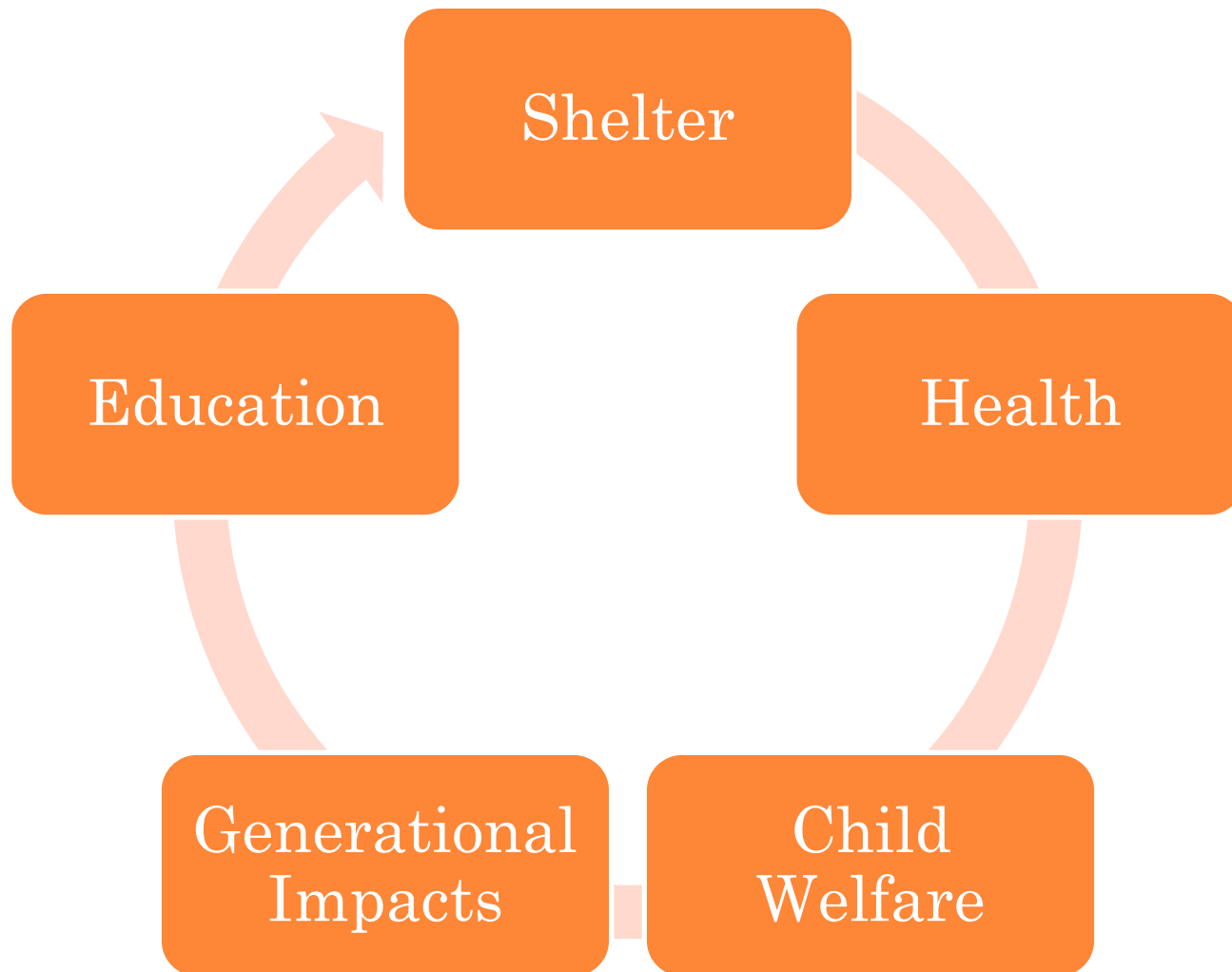
Children



3 MEASURES OF HOMELESS IN CT

| | PIT | HMIS | McKinney-Vento |
|----------------------|-------|--------|----------------|
| Total Sheltered | 3,421 | 10,932 | |
| Single Adults | 2,122 | 7,606 | |
| Adults in Families | 492 | 1,295 | |
| Children | 807 | 2031 | |
| | | | |
| Total Unsheltered | 626 | | 2176 |
| Single Adults | 595 | | |
| Adults in Families | 11 | | |
| Children in Families | 20 | | 2176 |
| Children | 0 | | |
| Total Homeless | 4,047 | 10932 | |

ESTIMATING SOCIAL COSTS OF FAMILY HOMELESSNESS



ESTIMATED COSTS OF FAMILY HOMELESSNESS IN CT

| Cost Type | Added Costs from Homelessness |
|--------------------------------|-------------------------------|
| Shelter | \$11,409,570 |
| Child Health | \$6,351,784 |
| Maternal Health | \$6,785,006 |
| Education | \$6,862,003 |
| Child Welfare Involvement | \$18,893,565 |
| Lifetime | |
| Lost Future Wages for Children | \$53,946,913 |
| Net Fiscal Loss | \$1,299,602 |
| Incarceration | \$5,399,800 |
| TOTAL | \$110,948,243 |